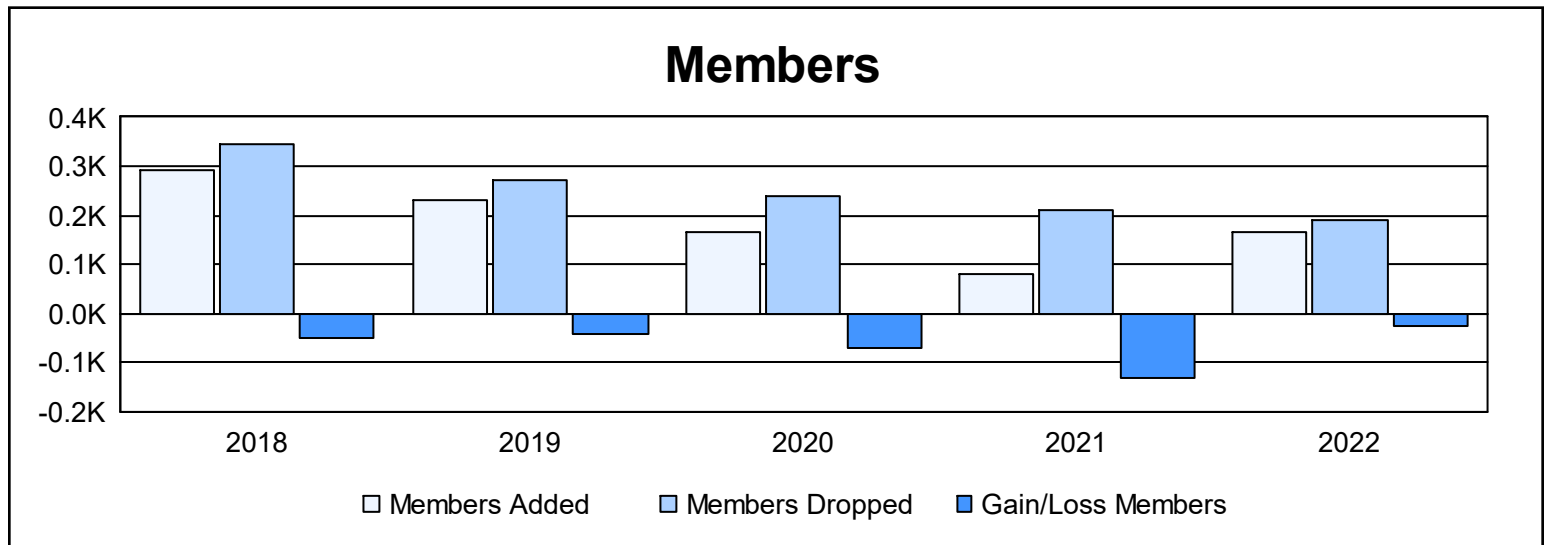
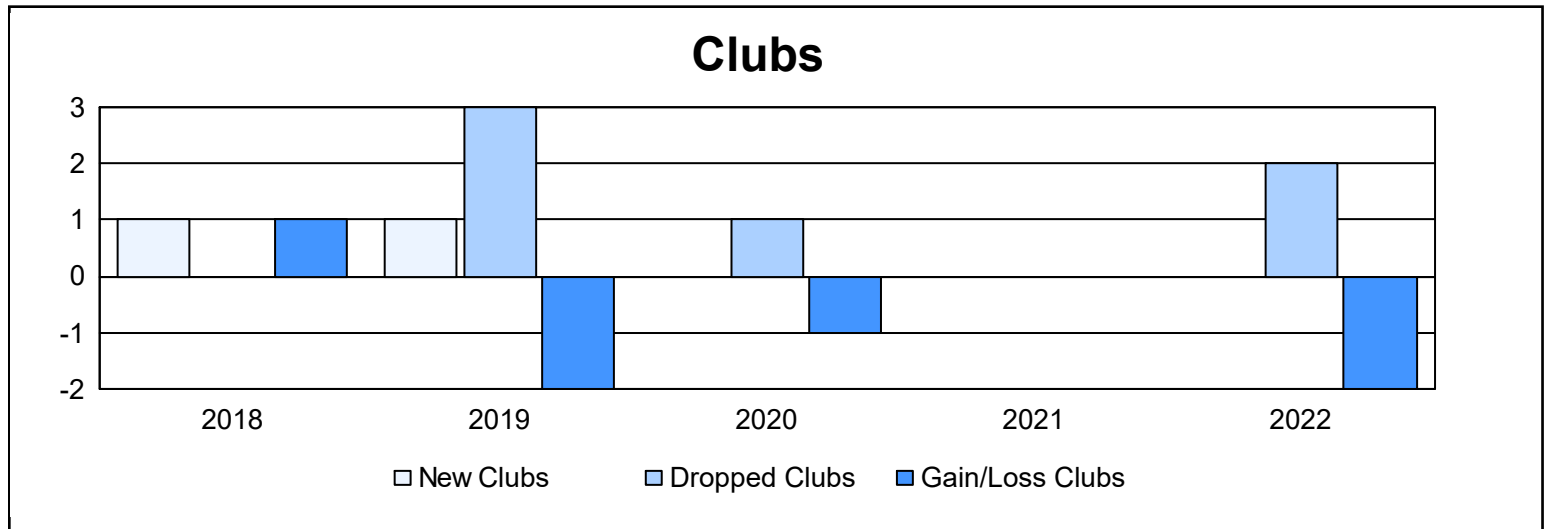
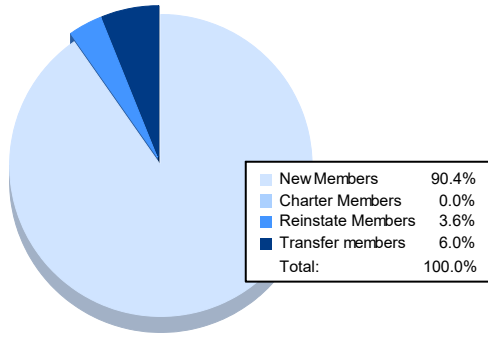


| Year           | New Clubs | Dropped Clubs | Gain/ Loss Clubs | New Members | Charter Members | Reinstate Members | Transfer Members | Total Member Added | Total Members Dropped | Gain/ Loss Members |
|----------------|-----------|---------------|------------------|-------------|-----------------|-------------------|------------------|--------------------|-----------------------|--------------------|
| 2017-2018      | 1         | 0             | 1                | 238         | 35              | 2                 | 18               | 293                | 343                   | -50                |
| 2018-2019      | 1         | 3             | -2               | 200         | 21              | 3                 | 5                | 229                | 271                   | -42                |
| 2019-2020      | 0         | 1             | -1               | 142         | 6               | 6                 | 11               | 165                | 237                   | -72                |
| 2020-2021      | 0         | 0             | 0                | 66          | 3               | 6                 | 6                | 81                 | 211                   | -130               |
| 2021-2022      | 0         | 2             | -2               | 150         | 0               | 6                 | 10               | 166                | 192                   | -26                |
| <b>Average</b> | <b>0</b>  | <b>1</b>      | <b>-1</b>        | <b>159</b>  | <b>13</b>       | <b>5</b>          | <b>10</b>        | <b>187</b>         | <b>251</b>            | <b>-64</b>         |



### Membership Composition June 2022 Cumulative



### Gender Composition June 2022 Cumulative

